

Surface-mounted luminaire - Micro-prismatic diffuser - direct distribution

Steel sheet enclosure, powder-coated rectangular cross-section, integrated Quicklock quick-mount bracket system with catch hook and safety rope for simple and quick mounting; Housing colour traffic white RAL 9016; Micro prism pane in "multilayer" technology, Light distribution direct distribution by means of Micro-prismatic diffuser of PMMA, Homogeneous light distribution; glare reduction through micro prism pane with special "multilayer" technology and optimised light deflecting foil. Suitable for VDU workstations, $65^\circ < 3000 \text{ cd/m}^2$ omnidirectional glare reduction in accordance with current DIN-EN 12464-1 standard, UGR (4H/8H) 18.7. Easy installation of the connection, directly on the top of the luminaire with a terminal cover cap; the ETM levels can easily be adjusted from the upper side of the luminaire. Electrical connection via 3-pole connection terminal with plug-in contacts.. If required, an AVA-MH universal mounting aid is available as an accessory. Surface-mounted luminaire for ceiling installation;

CHARACTERISTICS

Order number	65713014170
EAN number	4020863478231
Commodity code	94051190
Certification mark	IP 20, Protection class I, $\gamma 65^\circ < 3000 \text{ cd/m}^2$, ENEC10 VDE, F, Indoor, CE
Impact resistance (IK rating)	IK03
Ambient temperatur	ta 25°C
Warranty period	5 years
State funding programs	BEG - Federal funding for efficient buildings (valid only for Germany)

ELECTRICAL ENGINEERING

Controller	Electronic multi-lumen driver, 4-steps (1 pcs.)
System output	25W-14W
Mains voltage	230V/50Hz
Circuit breakers (inrush current)	22 pieces/B10, 34 pieces/B16, 33 pieces/C10, 54 pieces/C16
Energy efficiency class/light source	C

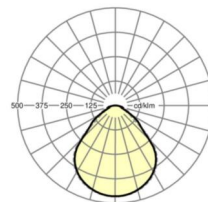
LIGHTING TECHNOLOGY

Placement	LED, Colour rendering/Light colour CRI ≥ 80 / 3000K
Colour tolerance (MacAdam)	3SDCM
Photobiological safety (Luminaire)	RG0
Nominal luminous flux/switching steps	3200lm/25W, 2800lm/21W, 2400lm/18W, 1900lm/14W
LED service life	100000h L80/B10 (Tq 25°C), 50000h L90/B50 (Tq 25°C)
Luminaire luminous efficiency	139lm/W-128lm/W
UGR lat./long.	18.4 / 18.7 (25W)

MECHANICS

Housing colour	traffic white RAL 9016
Dimensions (LxWxH/DxH)	1248mm x 239mm x 62mm
Weight (net)	5kg
Cable entry KE (X/Y)	0mm/0mm
Type of installation	Ceiling-mounted single installation, Ceiling-mounted trunking installation

DEEP-LINK

<https://www.regiolux.de/en/article/65713014170>


Reference

 η_{LB} $\Phi \downarrow / \uparrow$

UGR lat./long.

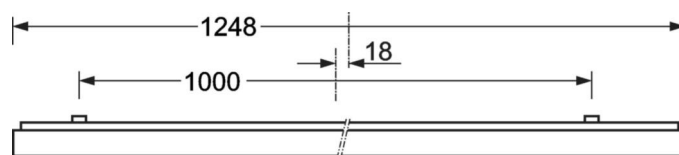
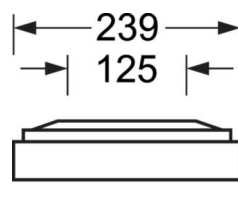
VDU

LED 3200lm/25W 830

100 %

100 % / 0 %

18.4 / 18.7

 $65^\circ < 3000 \text{ cd/m}^2$ 

Dimensions

L	1248 mm	Length
B	239 mm	Width
H	62 mm	Height
A1	1000 mm	Mounting distance single mounting
A3	248 mm	Mounting distance between luminaires in a light run arrangement
A4	125 mm	Mounting distance (width)
X	0 mm	Distance cable infeed to the center of the luminaire on the X-axis
Y	0 mm	Distance cable infeed to the center of the luminaire on the Y-axis

